



circuit breaker 3VM1 IEC frame 100 breaking capacity class B Icu=16kA @ 415V
3-pole, line protection TM210, FTFM, In=40A overload protection Ir=40A, not
adjustable short-circuit protection Ii=10 x In nut keeper kit

Model	
product brand name	SENTRON
product designation	Molded case circuit breaker
design of the product	Line protection
design of the overcurrent release	TM210
protection function of the overcurrent release	LI
number of poles	3
General technical data	
insulation voltage / rated value	800 V
operating voltage / at AC / at 50/60 Hz / rated value	500 V
operating voltage / at DC / rated value	500 V
operating voltage / at AC / rated value	690 V
power loss [W] / maximum	14 W
power loss [W] / for rated value of the current / at AC / in hot operating state / per pole	4.67 W
mechanical service life (operating cycles) / typical	12 000
electrical endurance (operating cycles) / at AC-1 / at 380/415 V	2 000
product feature / for neutral conductors / upgradable/retrofitable / short-circuit and overload proof	No
ground-fault monitoring version	Without
product function	
• communication function	No
• other measurement function	No
Net Weight	923 g
Current	
operational current	
• at 40 °C	40 A
• at 45 °C	40 A
• at 50 °C	40 A
• at 55 °C	39 A
• at 60 °C	39 A
• at 65 °C	38 A
• at 70 °C	37 A
Switching capacity according to IEC 60947	
switching capacity class of the circuit breaker	C
maximum short-circuit current breaking capacity (Icu)	
• at 240 V	25 kA
• at 415 V	16 kA
• at 440 V	8 kA
• at 500 V	5 kA
operating short-circuit current breaking capacity (Ics)	

<ul style="list-style-type: none"> • at 240 V • at 415 V • at 440 V • at 500 V 	12 kA 8 kA 4 kA 3 kA
short-circuit current making capacity (I _{cm}) <ul style="list-style-type: none"> • at 240 V • at 415 V • at 440 V • at 500 V 	53 kA 32 kA 14 kA 8 kA
design of short-circuit protection	For switching capacity values in DC power systems, see the 3VA Molded Case Circuit Breaker Manual; link available under Service & Support in the last chapter

Adjustable parameters

product feature / for L-tripping / can be switched on/off	No
adjustable response value setting current (I _r) / of the L-trip / with I _{2t} characteristic <ul style="list-style-type: none"> • minimum • maximum 	40 A 40 A
adjustable response value delay time (t _r) / for L-tripping / with I _{2t} characteristic <ul style="list-style-type: none"> • minimum • maximum 	1 s 1 s
adjustable response value setting current (I _i) / for I-tripping <ul style="list-style-type: none"> • minimum • maximum 	400 A 400 A
adjustable setting current (I _{nN}) / for N-tripping <ul style="list-style-type: none"> • minimum • maximum 	0 A 0 A
adjustable current response value current / of instantaneous short-circuit trip unit <ul style="list-style-type: none"> • maximum 	400 A
product function / grounding protection	No

Mechanical Design

product component <ul style="list-style-type: none"> • undervoltage release • voltage trigger • trip indicator 	No No No
height [in]	5.12 in
height	130 mm
width [in]	3 in
width	76.2 mm
depth [in]	2.76 in
depth	70 mm

Connections

arrangement of electrical connectors / for main current circuit	Front connection
type of electrical connection / for main current circuit	nut keeper kit on both ends
type of connectable conductor cross-sections / for flat-bar terminal connection / minimum	12 x 1 mm
type of connectable conductor cross-sections / for flat-bar terminal connection / maximum	17 x 6.5 mm
design of the surface / of the connections / on the top of the switch (N, 1, 3, 5)	Silver
design of the surface / of the connections / on the bottom of the switch (N, 2, 4, 6)	Tin

Auxiliary circuit

number of CO contacts / for auxiliary contacts	0
--	---

Accessories

product extension / optional / motor drive	No
--	----

Environmental conditions

protection class IP / on the front	IP40
ambient temperature <ul style="list-style-type: none"> • during operation / minimum • during operation / maximum 	-25 °C 70 °C

- during storage / minimum
- during storage / maximum

-40 °C

80 °C

Approvals / Certificates

General Product Approval



EG-Konf.



CCC

[Confirmation](#)



VDE

[Miscellaneous](#)

General Product Approval

Test Certificates

Marine / Shipping



[Miscellaneous](#)



ABS



BUREAU
VERITAS



DNV



LRS

Marine / Shipping

other

Environment



RMRS

[Miscellaneous](#)

[Confirmation](#)

[Environmental Con-
firmations](#)

[Environmental Con-
firmations](#)

Further information

Information on the packaging

<https://support.industry.siemens.com/cs/ww/en/view/109813875>

Information- and Downloadcenter (Catalogs, Brochures,...)

<http://www.siemens.com/lowvoltage/catalogs>

Industry Mall (Online ordering system)

<https://mall.industry.siemens.com/mall/en/en/Catalog/product?mlfb=3VM1040-2ED32-0AA0>

Service&Support (Manuals, Certificates, Characteristics, FAQs,...)

<https://support.industry.siemens.com/cs/ww/en/ps/3VM1040-2ED32-0AA0>

Image database (product images, 2D dimension drawings, 3D models, device circuit diagrams, ...)

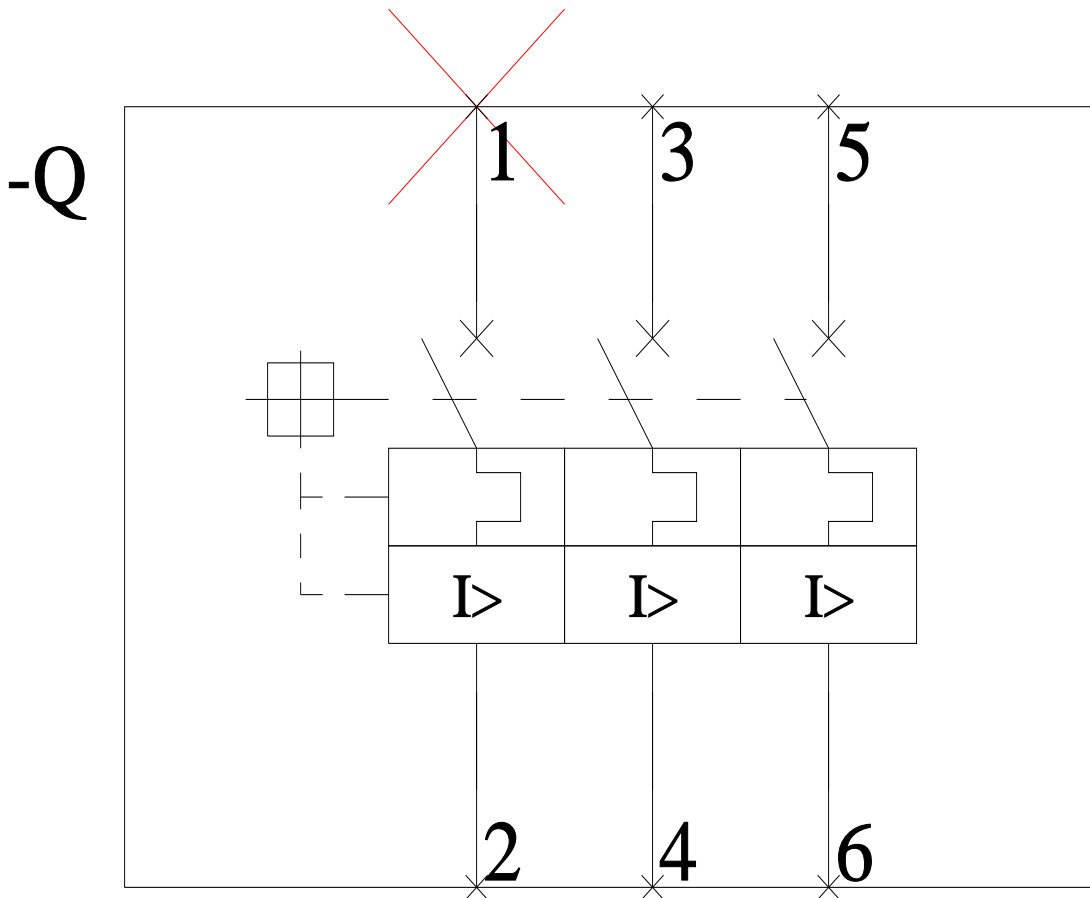
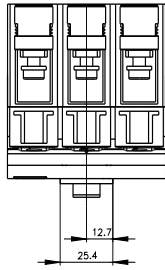
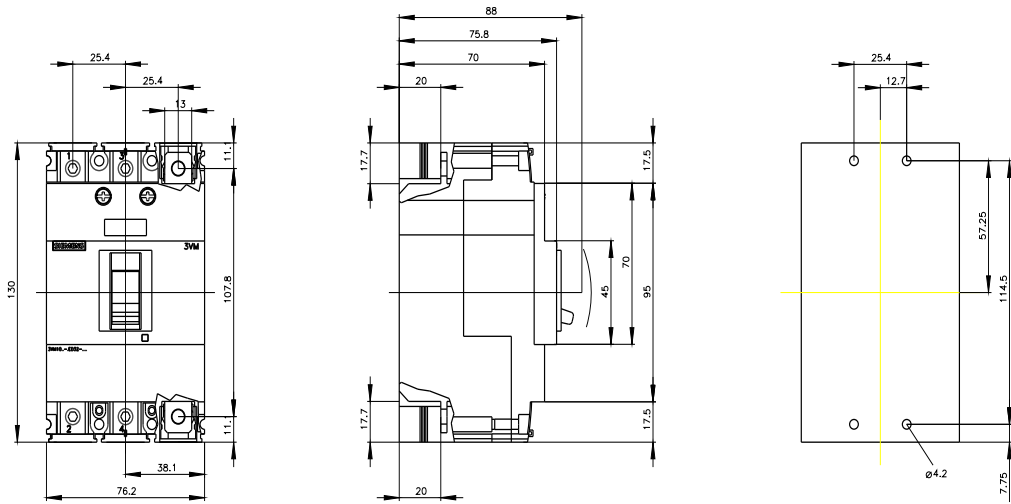
http://www.automation.siemens.com/bilddb/cax_en.aspx?mlfb=3VM1040-2ED32-0AA0

CAX-Online-Generator

<http://www.siemens.com/cax>

Tender specifications

<http://www.siemens.com/specifications>



last modified:

3/12/2024

