



circuit breaker 3VJ1 IEC framesize 3VJ12 250A line protection FTFM 2-pole
 $I_{cu}=55kA@415V$ $I_{cs}=75\%$ $I_{cu} I_n=160A$ overload protection $I_r=160A$ short-circuit
 protection $I_i=10 \times I_n$ Screw connection

Model	
product designation	Molded Case Circuit Breaker
design of the product	Line protection
design of the overcurrent release	FTFM
protection function of the overcurrent release	LI
number of poles	2
General technical data	
insulation voltage / rated value	1 000 V
operating voltage / at AC / rated value	415 V
power loss [W] / maximum	21 W
power loss [W] / for rated value of the current / at AC / in hot operating state / per pole	10.5 W
mechanical service life (operating cycles) / typical	15 000
electrical endurance (operating cycles) / at AC-1 / at 380/415 V	5 000
ground-fault monitoring version	without
Net Weight	1.6 kg
Current	
continuous current / rated value	160 A
operational current	
• at 40 °C	160 A
• at 45 °C	160 A
• at 50 °C	160 A
• at 55 °C	156.8 A
• at 60 °C	153.28 A
Switching capacity according to IEC 60947	
maximum short-circuit current breaking capacity (I_{cu})	
• at 415 V	55 kA
operating short-circuit current breaking capacity (I_{cs})	
• at 415 V	41.25 kA
short-circuit current making capacity (I_{cm})	
• at 415 V	121 kA
Adjustable parameters	
adjustable current response value current / of the current-dependent overload release	160 ... 160 A
adjustable current response value current / of instantaneous short-circuit trip unit	
• minimum	1 600 A
• maximum	1 600 A
product function / grounding protection	No
Mechanical Design	
height	166 mm

width	107.5 mm
depth	85 mm
Connections	
arrangement of electrical connectors / for main current circuit	Front connection
type of electrical connection / for main current circuit	Lug connection line and load side
Accessories	
product extension / optional / motor drive	No
Environmental conditions	
protection class IP / on the front	IP42
ambient temperature	
• during operation / minimum	-10 °C
• during operation / maximum	60 °C
• during storage / minimum	-15 °C
• during storage / maximum	75 °C
Approvals / Certificates	
Test Certificates	other

[Type Test Certificates/Test Report](#)

[Confirmation](#)

Further information

Information on the packaging

<https://support.industry.siemens.com/cs/ww/en/view/109813875>

Information- and Downloadcenter (Catalogs, Brochures,...)

<http://www.siemens.com/lowvoltage/catalogs>

Industry Mall (Online ordering system)

<https://mall.industry.siemens.com/mall/en/en/Catalog/product?mlfb=3VJ1216-7DA22-0AA0>

Service&Support (Manuals, Certificates, Characteristics, FAQs,...)

<https://support.industry.siemens.com/cs/ww/en/ps/3VJ1216-7DA22-0AA0>

Image database (product images, 2D dimension drawings, 3D models, device circuit diagrams, ...)

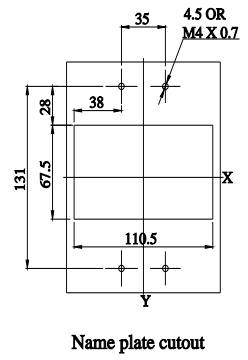
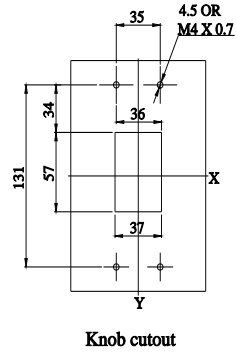
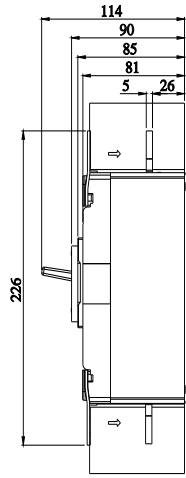
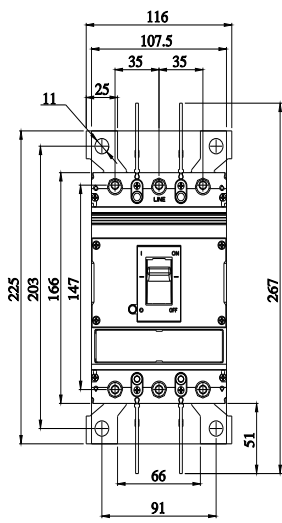
http://www.automation.siemens.com/bilddb/cax_en.aspx?mlfb=3VJ1216-7DA22-0AA0

CAx-Online-Generator

<http://www.siemens.com/cax>

Tender specifications

<http://www.siemens.com/specifications>



last modified:

8/9/2023

